



STRETCH A CABLE

ZIP-A-DUCT®

FABRIC AIR SOLUTIONS

✗ NO GRILLES ✗ NO DIFFUSERS ✗ NO PAINTING ✗ NO BALANCING ✗ NO INSULATION



BETTER AIR DISTRIBUTION

WITH FAST DELIVERY

AT LOWEST INSTALLED COST

- 👍 A UL classified product manufactured by a UL registered firm
- 👍 Proven performance and reliability
- 👍 No condensation issues
- 👍 Energy efficient solution



INSTALLING ZIP-A-DUCT® IS FAST AND EASY:



1

- Install an eyebolt in the wall aligned with the centerline of the duct at each end where it will be installed.
- Stretch a cable between the two walls and use vertical cable drops every 6' to 10' to help keep the cable level.
- Make sure the cable is level when stretched.



2

- Hook all components onto the cable in the correct order.
- Zip all components together.



3

- Attach the starter component to the metal collar (provided by others) using the fixing strap.
- Now you can turn on the system.

No need for balancing a Zip-a-Duct® as it is self balancing!





SELECT DUCT DIAMETER:

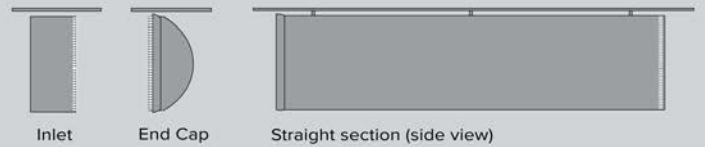
Diameter, inch.	Duct Velocity		
	1100 FPM	1200 FPM	1300 FPM
	Air Volume, CFM		
8	385	420	455
10	600	655	710
12	860	940	1020
14	1175	1280	1390
16	1540	1685	1820
18	1950	2120	2300
20	2400	2620	2840
22	2900	3160	3440
24	3470	3760	4080
26	4060	4420	4800
28	4700	5130	5570
30	5400	5900	6400
32	6150	6700	7260
34	6930	7580	8200
36	7800	8500	9200

EXAMPLE:

If you line up as an example 1200 FPM and a 32-inch duct you will see that the maximum CFM is 6700 CFM.

COMPONENTS TO SELECT FROM:

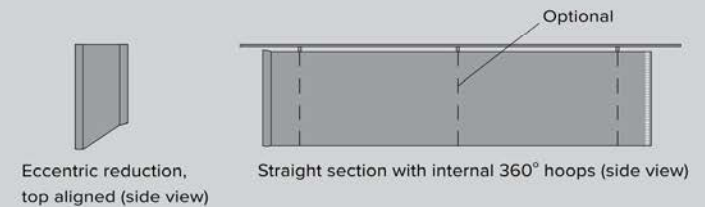
All components made from fabric and connected using built-in zippers.



Inlet


End Cap

Straight section (side view)



Eccentric reduction, top aligned (side view)

Straight section with internal 360° hoops (side view)



T-section (top view)

Custom angle left elbow (top view)

Custom angle right elbow (top view)

AVAILABLE ORIFICES AND COLORS:



White



Grey



Blue



Black



ZIP-A-DUCT® INSTALLS IN A FRACTION OF TIME COMPARED TO SHEET METAL.


USE IN ANY EXPOSED DUCT WORK APPLICATION:



OFFICES



POOLS




GYMS



KITCHENS



FITNESS



WAREHOUSES



BODY SHOPS



INDUSTRY



CAFÉS



RETAIL SHOPS



TEMPORARY STRUCTURES

All rights reserved.
2nd edition, 1st print run. The latest version can be downloaded from www.zip-a-duct.com.
We are not responsible for printing errors, nor for modified or discontinued products.

Distributed By:



□ www.capitolsupplies.com

☎ 317-926-6061

✉ sales@capitolsupplies.com

ZIP-A-DUCT®



FABRIC VENTILATION DUCTS

Zip-a-Duct
2103 4120-121 (2020-APR)